

## AF: Glow Plug System Introduction

AF: Pinpoint  
Tests →

**NOTICE:** Glow plug control module connectors are not interchangeable. The system generates DTCs if the connectors are mismatched. Make sure the green harness connector is plugged into the green module connector and the black harness connector into the black module connector. There is a black stripe on the glow plug control module housing for visual verification. The stripe should line up with the black connector.

**NOTICE:** When disconnecting the green and black connectors at the glow plug control module it is suggested that the module be unbolted from the mounting bracket first and then the connectors disconnected. This allows for easier disconnect and prevents damage to the connector terminals.

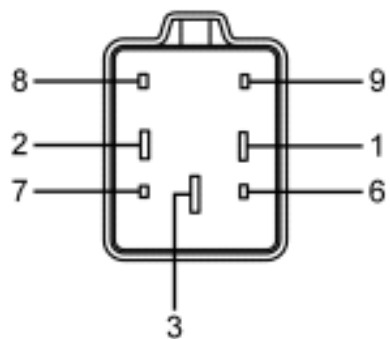
**Note:** The wait-to-start indicator ON time is independent from glow plug control module ON time.

**Note:** Make sure that the vehicle batteries are fully charged prior to carrying out the glow plug monitor self-test.

This pinpoint test is intended to diagnose the following:

- glow plugs
- glow plug bus bar
- glow plug control module
- powertrain control module (PCM)

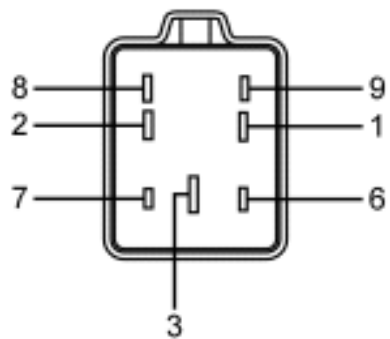
### **Glow Plug Control Module-Black (GPCM-Black) Connector**



N0027667

Pin	Circuit
2	Glow Plug Number 8
1	Glow Plug Number 6
7	Glow Plug Number 4
6	Glow Plug Number 2
9	VPWR (Vehicle Power)

### Glow Plug Control Module-Green (GPCM-Green) Connector




N0027666

Pin	Circuit
2	Glow Plug Number 7

1	Glow Plug Number 5
7	Glow Plug Number 3
6	Glow Plug Number 1
9	Diagnostic Communication (Diagnostic Communication)
8	GPE (Glow Plug Enable)

## Glow Plug Bus Bar Connector

Bank 1




N0027684

Pin	Circuit
4	Glow Plug Number 7
3	Glow Plug Number 5
2	Glow Plug Number 3
1	Glow Plug Number 1

## Glow Plug Bus Bar Connector

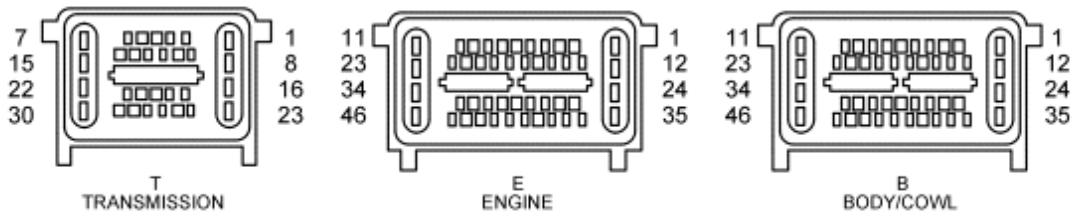
Bank 2



N0027684

Pin	Circuit
4	Glow Plug Number 8
3	Glow Plug Number 6
2	Glow Plug Number 4
1	Glow Plug Number 2

## Powertrain Control Module (PCM) Connector



N0027660

Pin	Circuit
E17	GPD (GPCM / PCM Communication)
E3	GPE (Glow Plug Enable)

AF: Pinpoint Tests →